



# LYNN

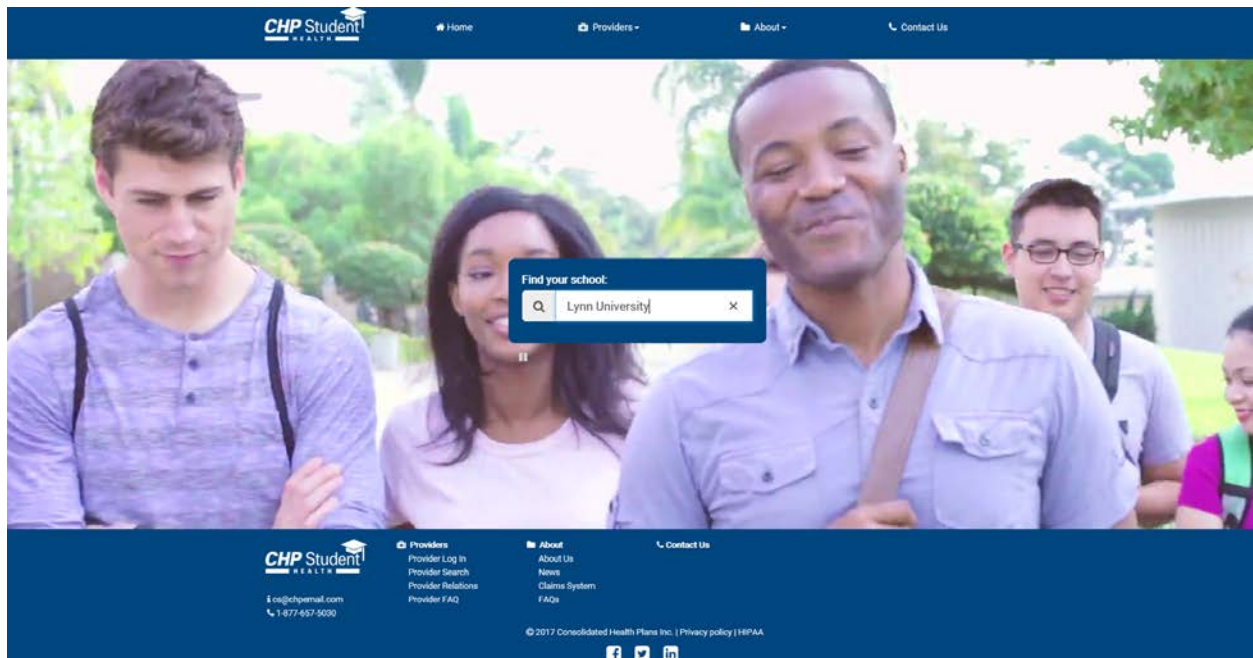
UNIVERSITY

Enrolling In The Student Health Insurance Program

All Full-Time, Day-students, International students and Graduate students living on campus are automatically enrolled in the Lynn University health insurance plan. International students are not able to opt out of the student health insurance program and are required to take the university health insurance plan. The premium for coverage is added to the student's tuition bill unless proof of alternate coverage is provided.

If you would like to enroll in the schools insurance offered by Consolidated Health Plan (CHP), you can do so by following the step by step guide provided below.

1. Open your internet browser and type [www.studentinsurance.com](http://www.studentinsurance.com)
2. The website below will open
3. Type Lynn University into the search bar





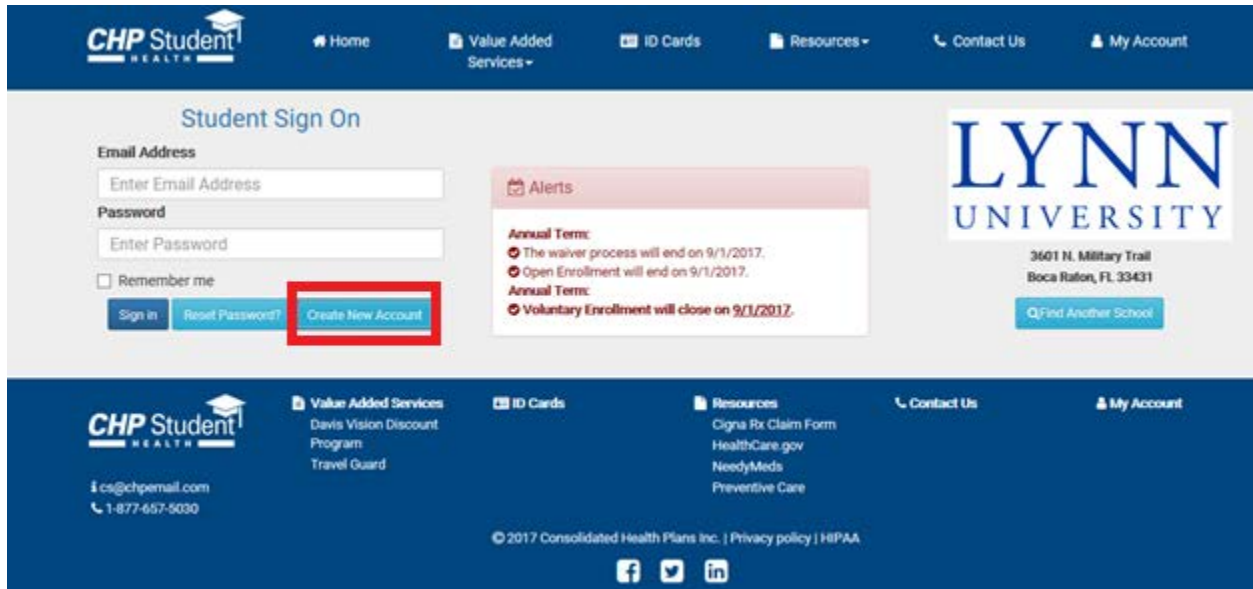
You will then be directed to the CHP: Student Insurance for Lynn University web page

The screenshot shows the CHP Student Health Services website. The top navigation bar includes links for Home, Value Added Services, ID Cards, Resources, Contact Us, and My Account. A central banner features the Lynn University logo, address (3601 N. Military Trail, Boca Raton, FL 33431), and a 'Find Another School' button. Below the banner is a 'Welcome to CHP's Student Page for Lynn University Students!' message. Three main content areas are visible: 'Enroll/Waive' with a 'Waive or Enroll (Mandatory)' button highlighted in red; 'My Benefits' with buttons for 'ID Card/View Claims' and 'Health Center'; and 'Find A Doctor/Hospital/Pharmacy' with buttons for 'Cigna PPO Choice Fund', 'Cigna Formulary', 'Cigna Rx Pharmacy Listing', and 'How to Submit Claims'. An 'Alerts' box on the left lists enrollment deadlines for 2017.

To confirm your enrollment into the Lynn University Health Insurance, the option “Waive or Enroll (Mandatory)” highlighted in red must be selected below.

This is an annotated version of the website screenshot. A red rectangular box highlights the 'Waive or Enroll (Mandatory)' button in the 'Enroll/Waive' section. The rest of the page content, including the navigation bar, banner, welcome message, and other content areas, remains the same as in the previous screenshot.

You must then create an account with CHP. The button highlighted in red should be selected.



On the screen below, you will be asked to input your personal information. The School ID is your Student ID Number.

Create New Account - Lynn University

Please enter the requested information below. This page is only for students who have never set up an account (with an email address and password). If you enrolled or waived at [www.studentinsurance.com](http://www.studentinsurance.com), you did set up an online account during that process. If you are not able to Create an Account or have any issues, please contact us at [cs@chpemail.com](mailto:cs@chpemail.com) or call us at 1-877-657-5030.

**Academic Year**  
2017-2018

**School ID**  
Enter Your School ID

**Last Name**  
Enter Your Last Name

**Date of Birth**  
Enter Your Date of Birth

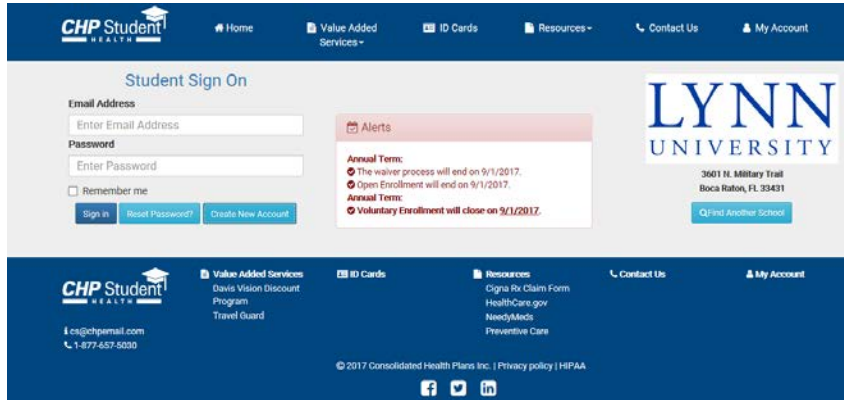
**Email Address**  
Enter Your Email  
\* Please use the email address that your school uses, unless you have personally updated your email address online.

**Password**  
Password

**Confirm Password**  
Confirm Password

Create Account Cancel

Once the account is created, you will return to the log in screen. After logging in, you will choose to enroll in the CHP Health Insurance.



The following screen prompts you to acknowledge that the charge for the insurance will be placed upon your student tuition account.



The screen below will need to be populated with all of your current information. You will also be prompted to select if you would like to print your insurance ID card or if you would like a hard copy mailed to you. If you would like your insurance card mailed to you please make sure your current address details are correct.

Lynn University



**! You are now enrolling in the mandatory insurance plan**

Upon completion of the enrollment, you will receive a confirmation number and a confirmation email. If you do not receive a confirmation number, then you have not completed the enrollment process.

\* Not required

Insured's Information	
First name: TEST	Middle initial:*
Last name: TEST	DOB: 1 - January / 1 / 1997
Phone number: 888 - 888 - 8888	MM/DD/YYYY
Home Country: United States	Student ID: 2556699
Gender: M	

**Create your Account:**

Only one email address per account may be used (ex: you cannot use the same email for both of your children or yourself and spouse if you both attend the college)

Email address: \*\* noneal@studentinsurance.com

Confirm Email: \*\* noneal@studentinsurance.com

Please click if you wish to add an alternate email [i.e. - parent's email] for communication purposes ONLY.

Alternate Email:

\*\* Please be advised that we will be sending you automatic emails at the end of this process and in the future, to ensure that these emails are not filtered into your junk items, please check that Educational Markets email domain (@studentinsurance.com) are included in your safe senders list to ensure proper delivery. Thank you.

Please enter a password that meets the following criteria: (1. 6-12 characters; 2. At least one UPPER and one lower case letter; 3. At least one number; 4. No special characters) and enter it in the box provided below and confirm.

Password: ●●●●●●

Confirm Password: ●●●●●●

You may use this password (along with your email address) to access your insurance information and to verify your waiver or enrollment. Keep this password in a secure place.

Mailing Address	
Address1: 1945	
Address2*:	
City: TEST	State: TN
	Zip Code: 29501