



How to set up your student refund preference

Detailed Instructions for students

Step 1: Sign in to myLynn




Student Finances

Quick Links

- Gradebook
- Lynn2020
- Lynn.edu
- Campus Directory
- Athletics
- Blackboard
- LiveText
- Consent and Person Report
- eBill
- Faculty/Staff Email
- Student Email
- eMarket
- Emergency Contact Information
- E-SAS
- Events
- LU Service Desk
- Manage My ID

Student Finances

Student Financial Services



Phone: 561-237-7184, 561-237-7185, 800-578-9737 (toll free)
Fax: 561-237-7189 (fax)
Email: studentfinancialservices@lynn.edu
Location: Louis and Anne Green Center for the Expressive Arts
Office Hours: Mon - Thu, 9 a.m. - 6 p.m. Fri, 9 a.m. - 5 p.m.
May 18 through Friday, August 14 Student Financial Services will open from 9am-4pm Monday through Friday.

Important Links

- Forms
- Student Financial Services Forms
- Financial Aid
- ESAS
- FAFSA
- Download your own Tax Transcript
- Financial Aid Handbook
- Other Links
- Frequently Asked Questions

Announcements

Installation Payment Plan - Update
Mon, June 8, 2015 1:02 PM

Summer Hours
Fri, May 15, 2015 2:44 PM

Health Insurance
Fri, May 15, 2015 2:43 PM

View more posts

Student Accounts

- eBill
- How to make a payment online (Student) (.pdf, 658K)
- A guide on how to make a payment through your MyLynn account
- How to make a payment online (Parent / Authorized User) (.pdf, 709K)
- A guide on how to make payment through eBill
- Methods of Payment
- Account and Payment (.pdf, 74K)
- How to view your student account and to make a payment
- Installation Payment Plan
- Installation Payment Plan (Student Instructions) (.pdf, 1894K)
- Installation Payment Plan (Authorized User Instructions) (.pdf, 1411K)
- Wire Payments
- Bank Wire Information (.pdf, 369K)
- How to send a Bank Wire (Student) (.pdf, 739K)
- How to Send a Bank Wire (Parent / Authorized User) (.pdf, 596K)
- Foreign Currencies Accepted on MyLynn (.pdf, 15K)
- Self Calculating Tool

myLYNN



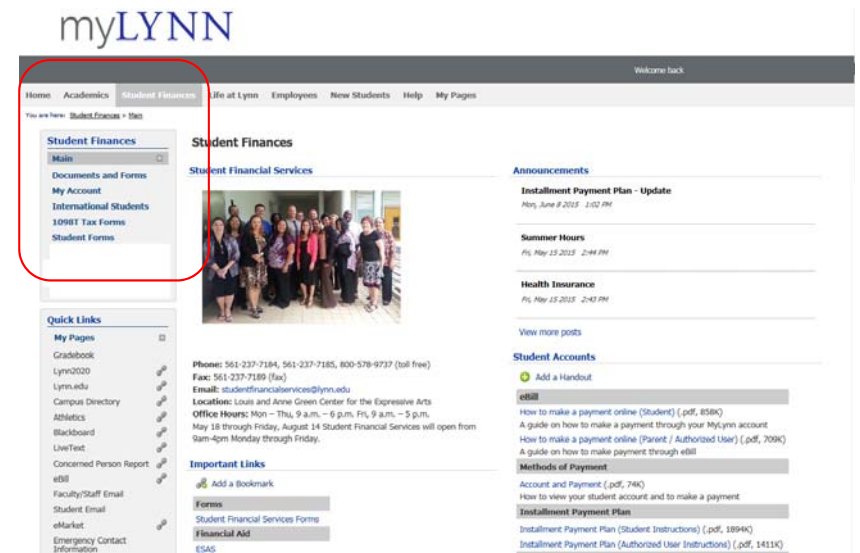
Step 2: Click on Student Finances

Step 3: Click on My Account



Student Finances

- Main
- Documents and Forms
- My Account**
- 1098T Tax Forms



myLYNN

Welcome back

Home Academics **Student Finances** Life at Lynn Employees New Students Help My Pages

You are here: **Student Finances** > **My Account**

Student Finances

- Main
- Documents and Forms
- My Account
- International Students
- 1098T Tax Forms
- Student Forms

Student Financial Services

Phone: 561-237-7184, 561-237-7185, 800-578-9737 (toll free)
Fax: 561-237-7189 (fax)
Email: studentfinancialservices@lynn.edu
Location: Louis and Aimee Green Center for the Expressive Arts
Office Hours: Mon - Thu, 9 a.m. - 6 p.m, Fri, 9 a.m. - 5 p.m,
May 18 through Friday, August 14 Student Financial Services will open from
9am-6pm Monday through Friday.

Important Links

- Add a Bookmark
- Forms
- Student Financial Services Forms
- Financial Aid
- ESAS

Announcements

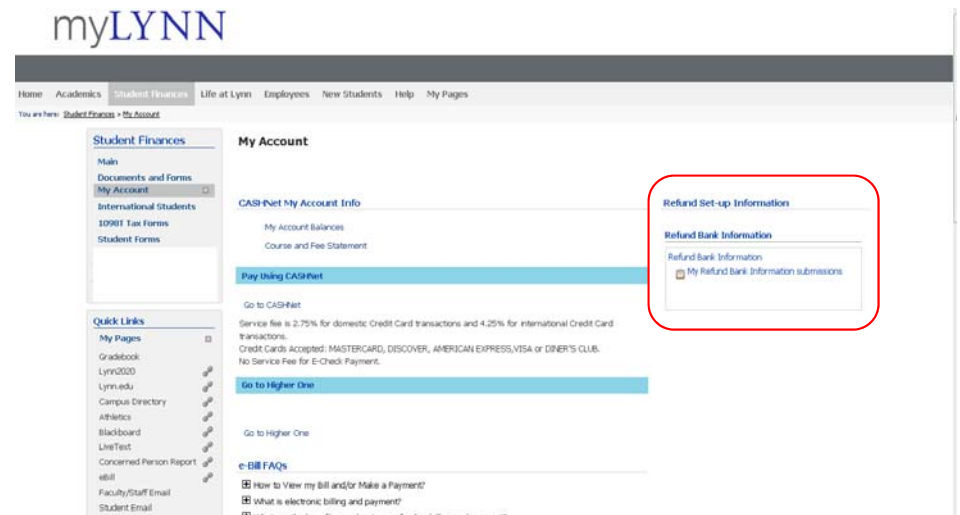
- Installment Payment Plan - Update**
Mon, June 9 2015 2:02 PM
- Summer Hours**
Fri, May 15 2015 2:44 PM
- Health Insurance**
Fri, May 15 2015 2:43 PM

View more posts

Student Accounts

- Add a Handout
- eBill
 - How to make a payment online (Student) (.pdf, 858K)
 - A guide on how to make a payment through your MyLynn account
 - How to make a payment online (Parent / Authorized User) (.pdf, 709K)
 - A guide on how to make payment through eBill
- Methods of Payment
 - Account and Payment (.pdf, 74K)
 - How to view your student account and to make a payment
- Installment Payment Plan
 - Installment Payment Plan (Student Instructions) (.pdf, 1894K)
 - Installment Payment Plan (Authorized User Instructions) (.pdf, 1411K)

Step 4: Click on the link that says Refund Bank Information



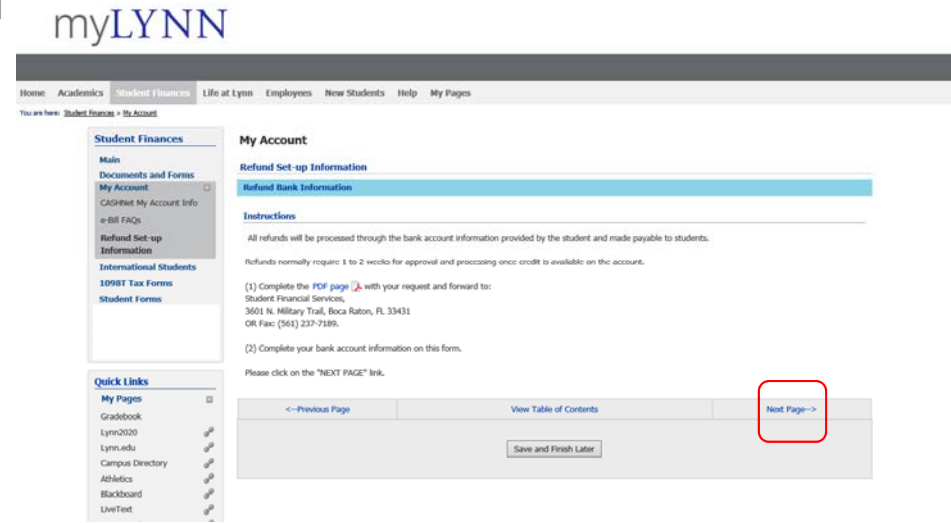
Refund Set-up Information

Refund Bank Information

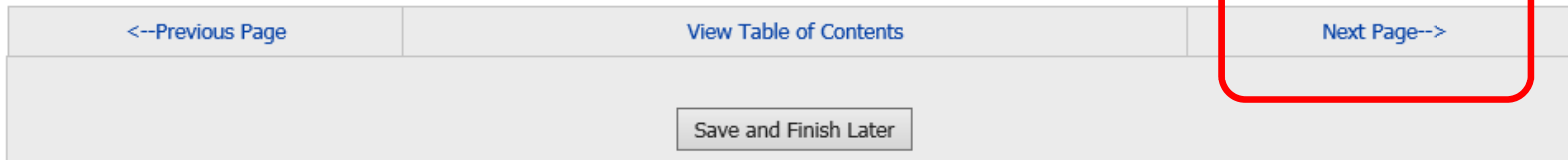
[Refund Bank Information](#)

 [My Refund Bank Information submissions](#)

Step 5: To input your bank information, select Next Page.
The bank information is required to enable the University to send any potential refund back to your bank account once requested.



Please click on the "NEXT PAGE" link.



Step 6: Enter your bank routing, account number and account type
Step 7: Select Next Page

Refund Set-up Information

Refund Bank Information

Section 1: Personal Information

Page 1 of 1.

Student information
Your Lyrn ID number, your name and today's date should already be indicated below:

1. ID Number
2. Student Name
3. Today's Date

Refund Information
In this section, please enter your bank account information. This must be a bank account that has your name on it that matches the student name above. (If your name does not match the bank account name, the bank will reject your refund.
[Click here to view account and routing numbers sample.](#)
Click on the "Next Page" link to review and submit.

4. Bank Routing Number *Required
5. Bank account number *Required
6. Account Type: *Required

[<--Previous Page](#) [View Table of Contents](#) [Next Page-->](#)

[Save and Finish Later](#)

Refund Information

In this section, please enter your bank account information. This must be a bank account that has your name on it that matches the student name above. (If your name does not match the bank account name, the bank will reject your refund.

[Click here](#) to view account and routing numbers sample.

Click on the "Next Page" link to review and submit.

4. Bank Routing Number *Required
5. Bank account number *Required
6. Account Type: *Required

[<--Previous Page](#) [View Table of Contents](#) [Next Page-->](#)

Step 8: Review the information that you have entered
Step 9: Select Submit Form

Student Finances

Main
Documents and Forms
My Account
CASHNet My Account Info
e-Bill FAQs
Refund Set-up Information
Informational Students
1098T Tax Forms
Student Forms

Quick Links

My Pages

- Gradesbook
- Lynn3200
- Lynn.edu
- Campus Directory
- Athletics
- Blackboard
- LiveText
- Concerned Person Report
- eBill
- Faculty/Staff Email
- Student Email
- eMarket
- Emergency Contact Information
- E-SAS
- Events
- LU Service Desk

My Account
Refund Set-up Information

Refund Bank Information

Review and Submit
Please take a moment to review your responses. You can make changes by going back into the form via the provided links of the table of contents. If everything is satisfactory, submit the form using the submit button at the bottom of the screen.

Personal Information

Student Information
Your Lynn ID number, your name and today's date should already be indicated below:

1. ID Number
2. Student Name
3. Today's Date

Refund Information
In this section, please enter your bank account information. This must be a bank account that has your name on it that matches the student name above. (If your name does not match the bank account name, the bank will reject your refund. Click here to view account and routing numbers sample. Click on the "Next Page" link to review and submit.

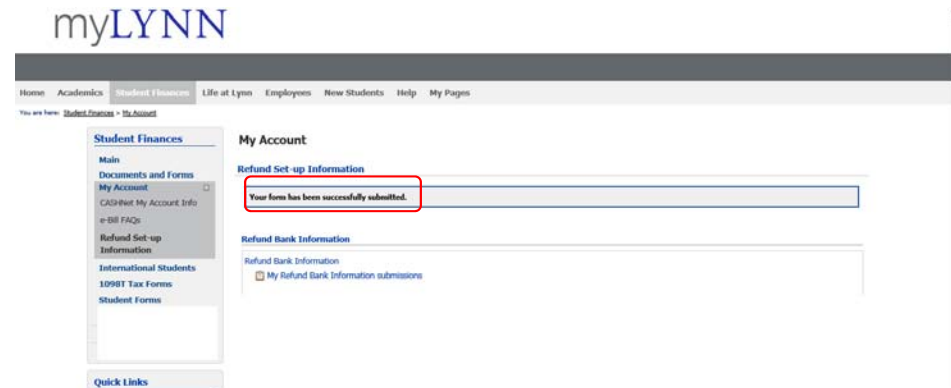
4. Bank Routing Number
5. Bank account number
6. Account Type:

Submit Your Form
If everything above is as you would like it, please submit your form using this button.

Submit Your Form

If everything above is as you would like it, please submit your form using this button.

Step 10: The process is complete



Refund Set-up Information

Your form has been successfully submitted.

Refund Bank Information

Refund Bank Information

 [My Refund Bank Information submissions](#)