

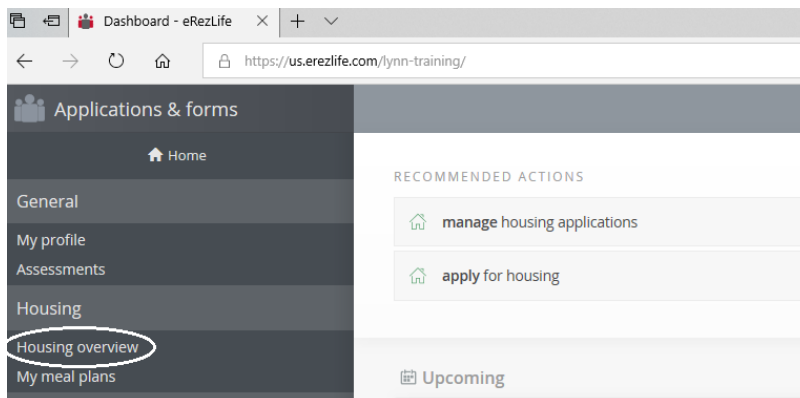


Welcome Lynn Students! We're delighted you are interested in joining our on-campus community for the 2020-2021 academic year! Living within University owned or operated facilities is an easy way to start making the most of your Lynn experience.

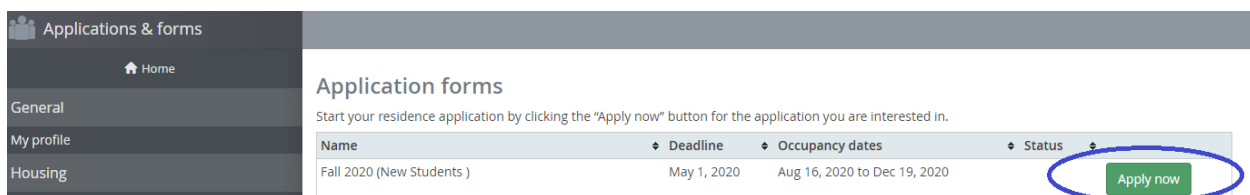
New housing applicants are able to apply for housing through their eRezLife account. If you are unable to log in or have any questions, please contact housing@lynn.edu. Please find below a step-by-step guide to walk you through the process of applying for housing for the 2020-2021 academic year.

To apply for housing

1. Log into your eRezLife account at <https://lynn.erezlife.com>.
 - You must use your Lynn email and password to log in to eRezLife.
 - If you have not set up your email yet, please go [here](#).
2. All housing application forms are available under the **Housing Overview** tab.



3. Click the **"Apply now"** button beside the housing application you wish to apply for.



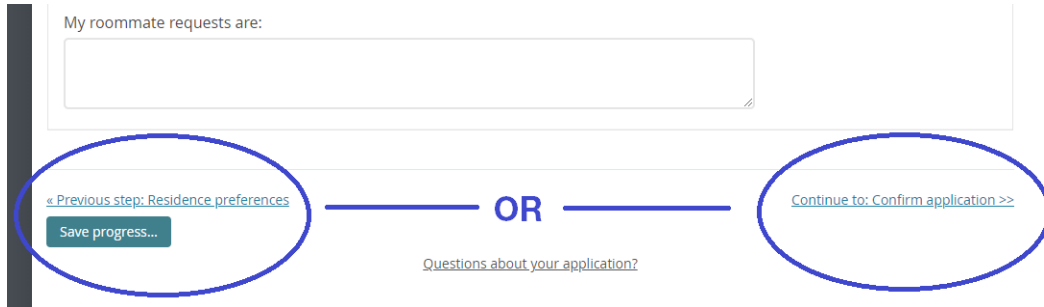
- On the left side, you will see a list of available residences. Please select your **Residence building preference** by choosing the building that you would most like to live in. Your selections will now show on the right side. Click **"continue to: Application form"** to proceed. Please note that if you simply wish to save current data, you may click **"save progress"** at any time.

The screenshot shows a web interface for 'Fall 2020 (New Students)'. On the left is a dark sidebar with navigation links: Applications & forms, Home, General, My profile, Housing, Housing overview, My meal plans, Fall 2020 (with a warning icon), My roommate profile, and Bulletins & resources. The main content area has a title 'Fall 2020 (New Students)' and sub-headers: 'Occupancy: Aug 16, 2020 to Dec 19, 2020' and 'Application deadline: May 1, 2020'. Below this are three tabs: 'Residence building preference' (active), 'Application form', and 'Confirm application'. A text prompt reads: 'Choose where you would most like to live from the list on the left. Rank your selections accordingly from most to least preferred.' There are two columns: 'Available residences' with a scrollable list containing 'A > Freiburger', 'A > Lynn', 'A > Trinity', 'B > deHoernle', and 'B > EML'; and 'Your preferred residences' with instructions: 'Choose your preferred option(s) from the list to the left. Move options up the list to indicate a higher preference.'

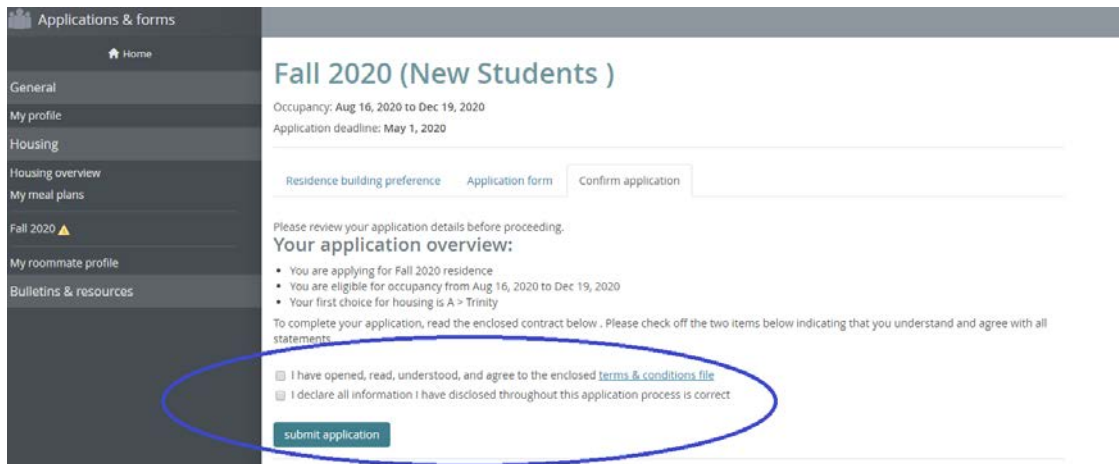
- Complete all questions on the application form. Mandatory question(s) on the application are marked with a red asterisk mark (*).

The screenshot shows the same web interface as above, but with the 'Application form' tab selected. The 'Residence building preference' tab is now inactive. Below the tabs, a text prompt reads: 'Please fill out the following questions to the best of your ability.' There are three links: 'Expand all', 'Collapse all', and 'Show all options | Hide all options'. A section titled 'Residence Hall Information' is expanded, showing text: 'Resident students can list a preference to live in a double room with community bathroom or a triple room with a private bathroom. Graduate and transfer students with 60 or more credits can also list a preference of some Residence Hall. Room assignments are based on the...'

6. After completing your application form, click **"save progress"** to save your data, or click **"continue to: Confirm application"** to continue with your housing application process.



7. On the **Confirm Application** page, carefully review your application details and check the boxes of the two terms listed indicating that you understand and agree with all statements.
8. Once your application has successfully been completed, you will see a confirmation message. A copy of this confirmation message will also be sent to your Lynn email address.



9. If you update you application, it will save as the new date and you'll lose your original position for the first come, first serve selection. We encourage students to email us at housing@lynn.edu with your application updates and we will internally update it for you so this does not occur.

To withdraw your application

You will also notice that your housing application status is updated to complete under the Housing Overview tab. You may click the **"withdraw application"** link if you change your mind and no longer want to request on-campus housing.