

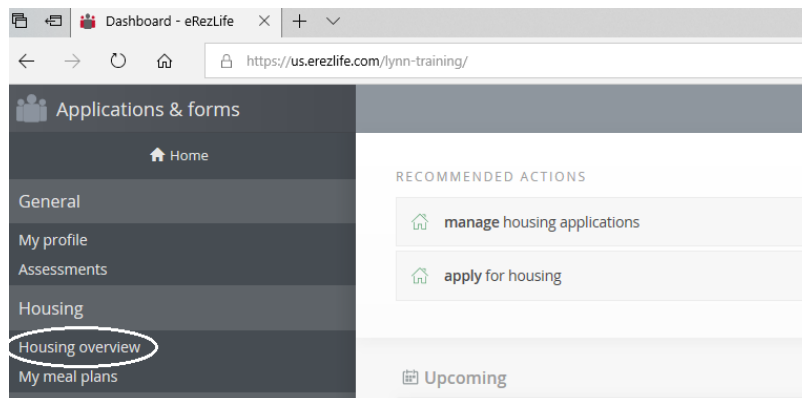


Welcome Lynn Students! We're delighted you are interested in joining our on-campus community for Spring 2022! Living on-campus is an easy way to start making the most of your Lynn experience.

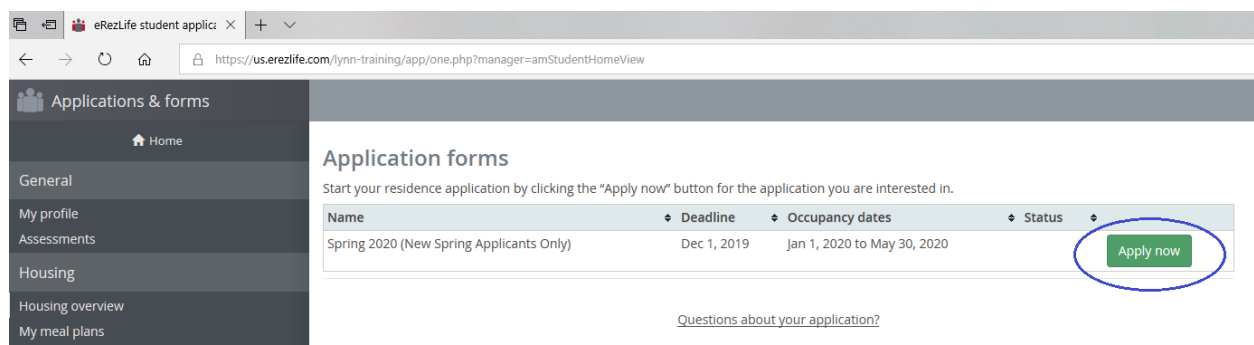
New spring housing applicants are able to apply for housing through their eRezLife account. If you are unable to log in or have any questions, please contact housing@lynn.edu. Please find below a step-by-step guide to walk you through the process of applying for Spring 2022 housing.

To apply for housing

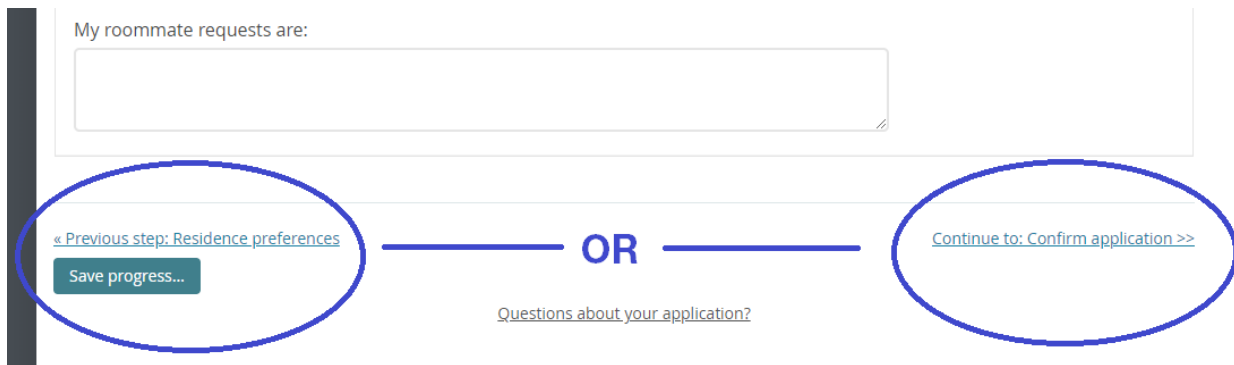
1. Log into your eRezLife account at <https://lynn.erezlife.com>.
 - You must use your Lynn email and password to log in to eRezLife.
 - If you have not set up your email yet, please go [here](#).
2. All housing application forms are available under the **Housing Overview** tab.



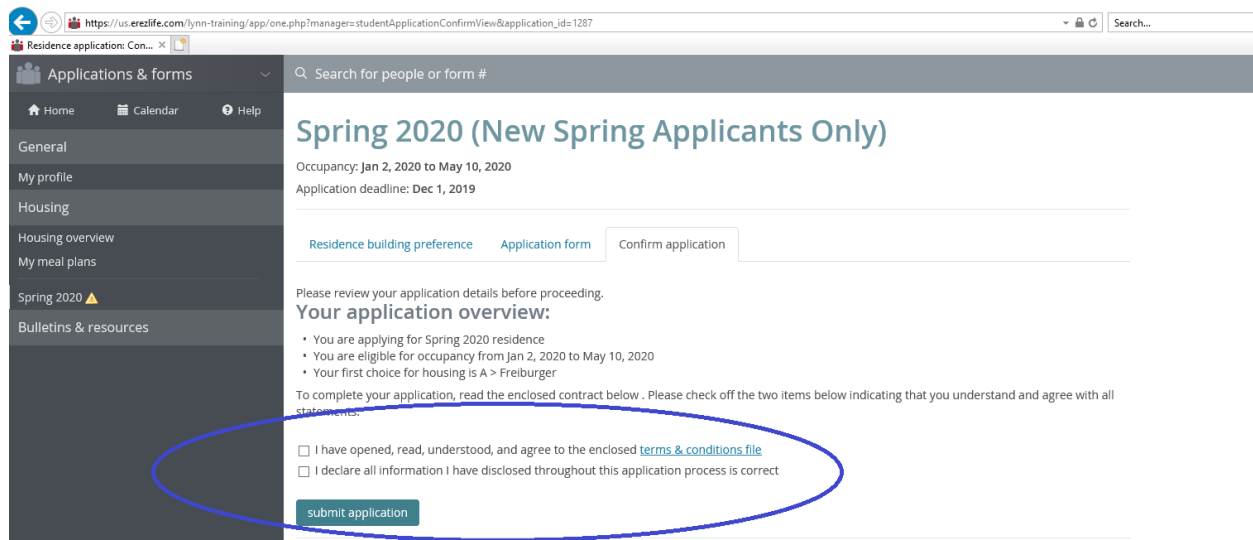
3. Click the "Apply now" button beside the housing application you wish to apply for.



4. Complete all questions on the application form. Mandatory question(s) on the application are marked with a red asterisk mark (*).
5. After completing your application form, click "save progress" to save your data, or click "continue to: Confirm application" to continue with your housing application process.



6. On the Confirm Application page, carefully review your application details and check the boxes of the two terms listed indicating that you understand and agree with all statements.



7. Once your application has successfully been completed, you will see a confirmation message. A copy of this confirmation message will also be sent to your Lynn email address.

To withdraw your application

You will also notice that your housing application status is updated to complete under the Housing Overview tab. You may click the "**withdraw application**" link if you change your mind and no longer want to request on-campus housing.